


U H V  
X O  
T


Set 2      The Sonksen logMAR Test - Near Chart

logMAR score  
at 40cms


1.375 to  
1.300




1.275 to  
1.200



1.175 to  
1.100



1.075 to  
1.000



logMAR score  
at 40cms

0.975 to  
0.900

H T X V

0.875 to  
0.800

T H U O

0.775 to  
0.700

V U O T

0.675 to  
0.600

X U V H

0.575 to  
0.500

O X H T

0.475 to  
0.400

H O X U

0.375 to  
0.300

V T U O

0.275 to  
0.200

U T O V

0.175 to  
0.100

T V X H

0.075 to  
0.000

H U X V